

HURRICANE DEBRIS COLLECTION

In the event of a storm that severely damages buildings and critical infrastructure, the City will hire a contract debris hauler. In order for the hauler to remove hurricane debris, it must be placed in the right-of-way correctly.



SEPARATING YOUR DEBRIS

DEBRIS SEPARATION


Separate debris into the three categories shown below.

DO NOT STACK OR LEAN

Placing debris near or on trees, poles, or other structures makes removal difficult. This includes fire hydrants and meters.


UNSURE WHERE TO PLACE DEBRIS?

If you don't have a sidewalk, ditch, or utility line in front of your house, place debris at the edge of your property before the curb.



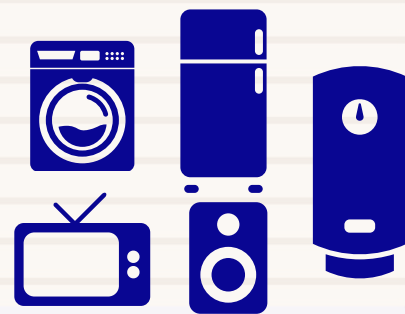
VEGETATIVE DEBRIS

- Leaves (do not put in bags)
- Logs
- Plants
- Tree branches



CONSTRUCTION & DEMOLITION DEBRIS

- Carpet
- Drywall
- Furniture
- Plumbing
- Building materials
- Mattresses
- Lumber



APPLIANCES & ELECTRONICS

- Washers, dryers
- Dishwashers
- Water heaters
- Air Conditioners
- Computers
- Refrigerators & Freezers
- Stoves
- TVs
- Stereos